

File Explorer ribbon tabs: Organize, New, Open, Select.

Organize: Copy to, Delete, Rename, New folder.

New: New item, Easy access.

Open: Properties, Open, Edit, History.

Select: Select all, Select none, Invert selection.

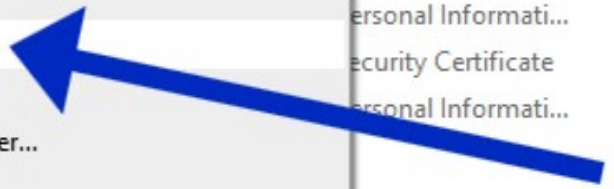
Search 95.216.234.110

Date modified	Type	Size
---------------	------	------

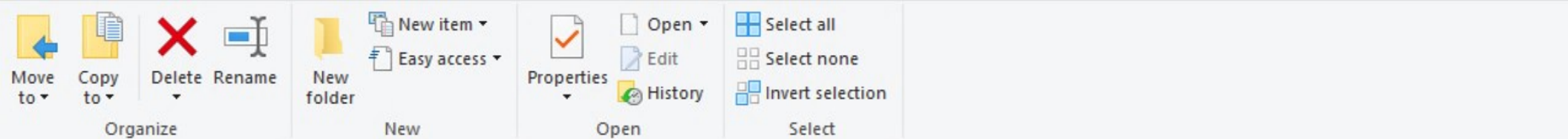
	Security Certificate	2 KB
	Personal Informati...	2 KB
	Security Certificate	2 KB
	Personal Informati...	4 KB

Context menu items:

- Open
- Install Certificate
- Move to OneDrive
- Scan with Microsoft Defender...
- Share
- Open with...
- Give access to >
- Add to archive...
- Add to "cert_export_ca.rar"
- Compress and email...
- Compress to "cert_export_ca.rar" and email
- Restore previous versions
- Send to >
- Print
- Copy
- Create shortcut
- Delete
- Rename
- Properties



1



Search 95.216.234.110

	Date modified	Type	Size
ca	١٤٠١/١١/١٣ ظ.ق. ١٠:٢١	Security Certificate	2 KB
CA	١٤٠١/١١/١٣ ظ.ق. ١٠:٢١	Personal Informati...	2 KB
CLIENT1	١٤٠١/١١/١٣ ظ.ق. ١٠:٢١	Security Certificate	2 KB
CLIENT1	١٤٠١/١١/١٣ ظ.ق. ١٠:٢١	Personal Informati...	4 KB

← Certificate Import Wizard

Welcome to the Certificate Import Wizard

This wizard helps you copy certificates, certificate trust lists, and certificate revocation lists from your disk to a certificate store.

A certificate, which is issued by a certification authority, is a confirmation of your identity and contains information used to protect data or to establish secure network connections. A certificate store is the system area where certificates are kept.

Store Location

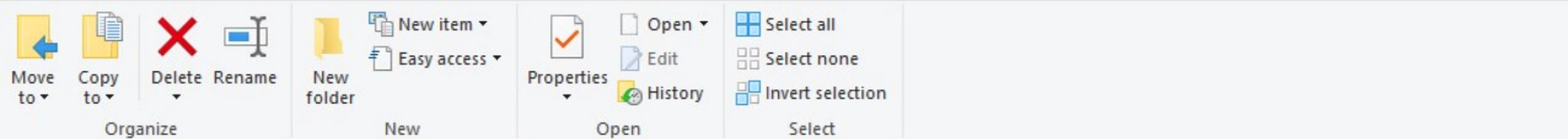
Current User

Local Machine

To continue, click Next.

Next Cancel

2



Search 95.216.234.110

	Date modified	Type	Size
ca	١٤٠١/١١/١٣ ظ.ق. ١٠:٢١	Security Certificate	2 KB
CA	١٤٠١/١١/١٣ ظ.ق. ١٠:٢١	Personal Informati...	2 KB
CLIENT1	١٤٠١/١١/١٣ ظ.ق. ١٠:٢١	Security Certificate	2 KB
CLIENT1	١٤٠١/١١/١٣ ظ.ق. ١٠:٢١	Personal Informati...	4 KB

← Certificate Import Wizard

Certificate Store
Certificate stores are system areas where certificates are kept.

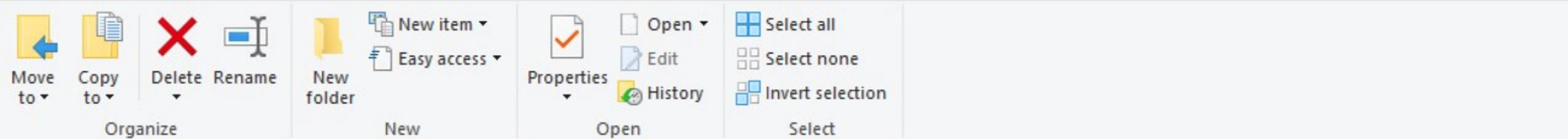
Windows can automatically select a certificate store, or you can specify a location for the certificate.

Automatically select the certificate store based on the type of certificate

Place all certificates in the following store

Certificate store:

3



Search 95.216.234.110

	Date modified	Type	Size
ca	١٤٠١/١١/١٣ ظ.ق. ١٠:٢١	Security Certificate	2 KB
CA	١٤٠١/١١/١٣ ظ.ق. ١٠:٢١	Personal Informati...	2 KB
CLIENT1	١٤٠١/١١/١٣ ظ.ق. ١٠:٢١	Security Certificate	2 KB
CLIENT1	١٤٠١/١١/١٣ ظ.ق. ١٠:٢١	Personal Informati...	4 KB

← Certificate Import Wizard


Completing the Certificate Import Wizard

The certificate will be imported after you click Finish.

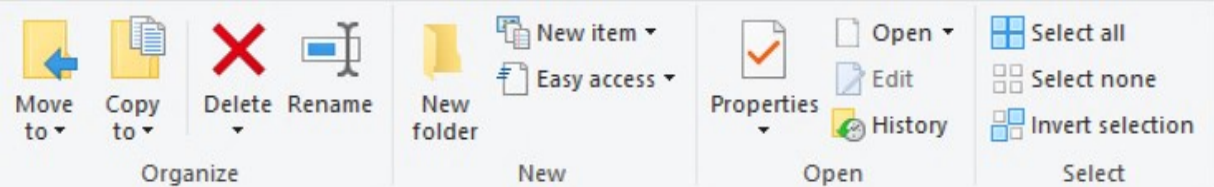
You have specified the following settings:

Certificate Store Selected	Automatically determined by the wizard
Content	Certificate

Finish Cancel



4



Search 95.216.234.110

	Date modified	Type	Size
ca	١٤٠١/١١/١٣ ظ.ق. ١٠:٢١	Security Certificate	2 KB
CA	١٤٠١/١١/١٣ ظ.ق. ١٠:٢١	Personal Informati...	2 KB
CLIENT1	١٤٠١/١١/١٣ ظ.ق. ١٠:٢١	Security Certificate	2 KB
CLIENT1	١٤٠١/١١/١٣ ظ.ق. ١٠:٢١	Personal Informati...	4 KB

5

